



# Score Report

## ACT 1MCR

Candidate ID 469  
Assessment Date Sep 11, 2017

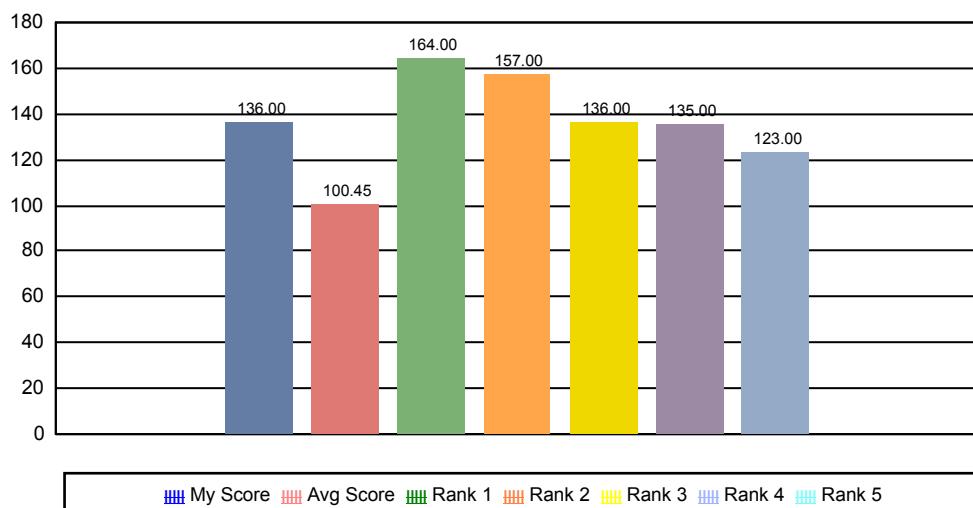
<b>TOTAL SCORE</b>	<b>21 / 36</b>
ENGLISH	22 (1-36)
READING	17 (1-36)
SCIENCE	22 (1-36)
MATH	22 (1-36)

A+ Test Prep & Tutoring  
*"Creating Bright Futures"*

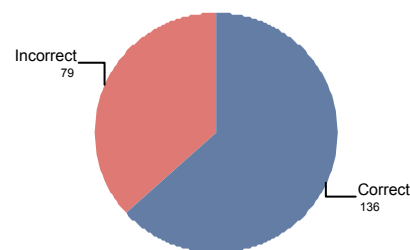
505 York Road, Suite 6, Jenkintown, PA 19046  
Office: 215.886.9188 Direct: 267.242.9640

# Analysis of Overall Test

## Comparison of Test Score



## My Correct, Incorrect & Skipped Questions Count



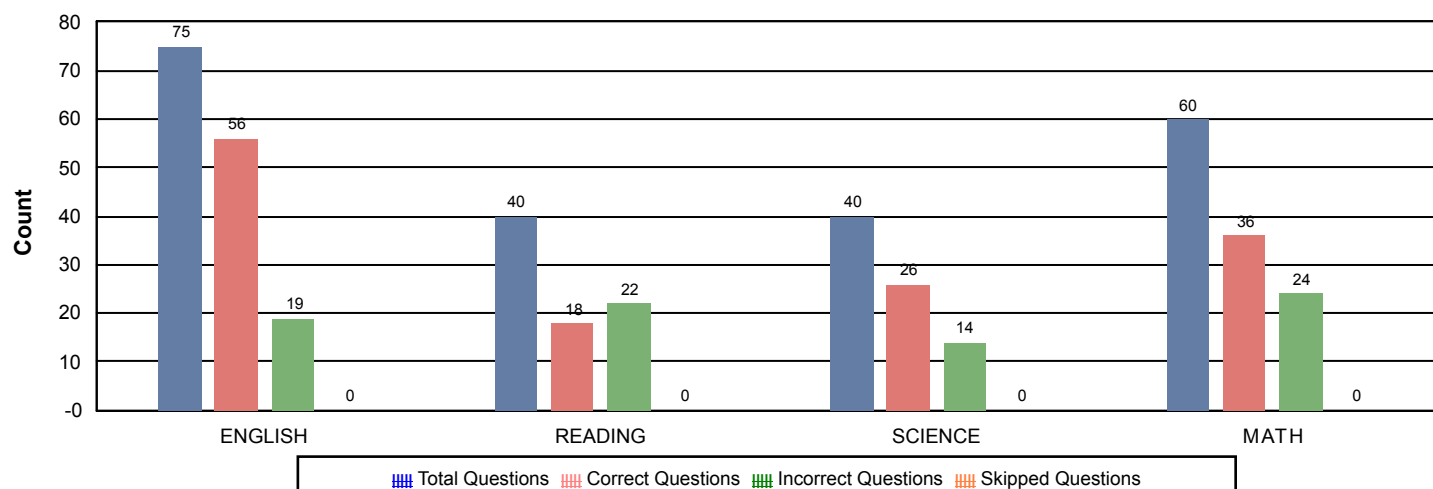
Total Questions: 219  
Attempt: 98.2%

Correct Ans: 62.1% / Incorrect Ans: 36.1%

**Test Toppers:** Richard Jenkins(Score:164.00) 1129(Score:157.00) Tiffany Bass(Score:136.00) Remiah\_Hughes(Score:135.00) Matthew Philpot(Score:123.00)

Subject	Total Questions	Attempt Questions	Correct Answer	Incorrect Answer	Raw Score	Total (Max.)	Percent Correct	Scaled Score
ENGLISH	75	75	56	19	56	75	74.67	22
READING	40	40	18	22	18	40	45.00	17
SCIENCE	40	40	26	14	26	40	65.00	22
MATH	60	60	36	24	36	60	60.00	22

## Comparison of Section wise Count



## ACT Practice Test -- Interpreting Your Score Report

Each of the four sections of the ACT\* is scored separately.

As on a real ACT, a raw score is generated first, by adding 1 point for each question answered correctly. Multiple-choice problems answered incorrectly or left blank will receive 0 raw points. There is no guessing penalty.

A scaled score is then produced on the 1-36 scale. The scaling process ensures that the final score is comparable across other test forms.

On the English, Math, and Reading sections, you also receive scaled subscores, which are each on a scale of 1-18.

The Composite score is simply the average of your four scaled scores.

For the optional Writing section, you will receive a raw score of 2-12 for each of 4 domains: Ideas and Analysis, Development and Support, Organization, and Language Use. The Writing score is the average of the four domain scores.

In the Your Answer column you will see one of the following: a + indicates that you answered the question correctly; a letter A-K indicates your incorrect answer (the correct answer is in the column to the left); a dash represents an omitted question. You can quickly identify your incorrect answers and how they are clustered on the exam, because the section and number are highlighted in red. Questions left blank are highlighted in light blue. The ACT has no penalty for incorrect answers, so you should not leave questions blank even if it means having to randomly fill in bubbles as time runs out.

The Item Type analyses allow you to see your relative performance in the different question subjects and types. The Raw column tells you your net raw points for that row. The % of Possible column is your raw points divided by the total raw points possible on those questions. For example, if you achieved 9 raw points on the 15 questions about Data Representation questions, then your % of Possible would be  $9/15$  or 60%.

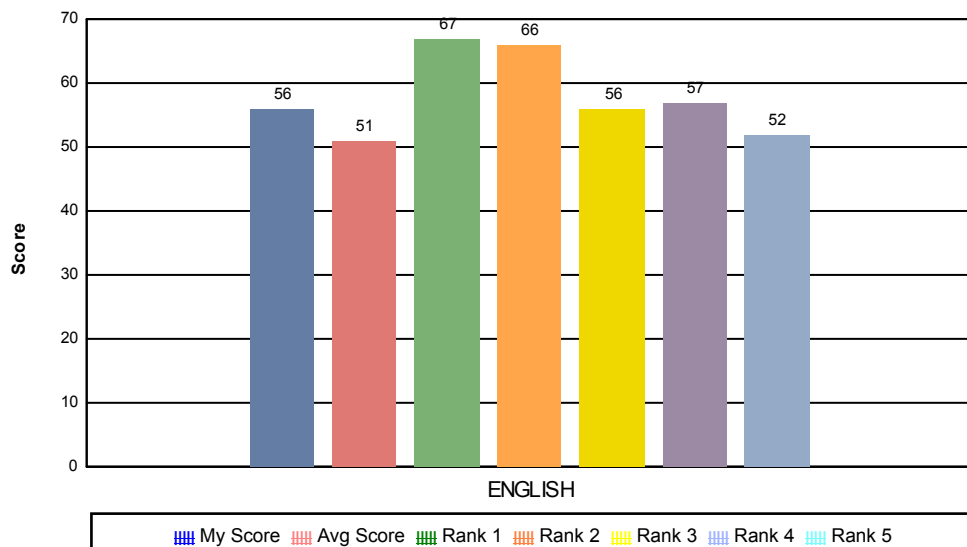
### Response Stats

The response stats broadly indicate the difficulty level of each question. It indicates the percentage of candidates that attempted a question and also the percentage of participants who answered it correctly or incorrectly.

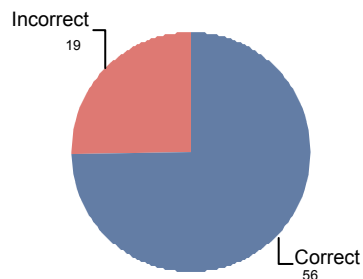
If you have any questions about your scores, this report, the questions you answered incorrectly, or improvements you can make, please call us and ask to speak to a Director.

\* ACT is a registered trademark of ACT Inc., which was not involved in the production of, and does not endorse, this report.

Comparison of ENGLISH Score



My Correct, Incorrect & Skipped Questions Count



Total Questions: 75  
 Attempt: 100.0%  
 Correct Ans: 74.7% / Incorrect Ans: 25.3%

Breakdown of ENGLISH Score

Subject Sub Type	Total Questions	Attempt Questions	Correct Answer	Incorrect Answer	Raw Score	Total (Max.)	Percent Attempt	% of Possible
Rhetorical Skills	35	35	28	7	28	35	100.00	80.00
Usage/Mechanics	40	40	28	12	28	40	100.00	70.00
<b>Total</b>	<b>75</b>	<b>75</b>	<b>56</b>	<b>19</b>	<b>56</b>	<b>75</b>	<b>100.00</b>	<b>74.67</b>

Answer Type	Total Questions	Attempt Questions	Correct Answer	Incorrect Answer	Raw Score	Total (Max.)	Percent Attempt	% of Possible
Multiple Choice	75	75	56	19	56	75	100.00	74.67

Answer Breakdown for ENGLISH

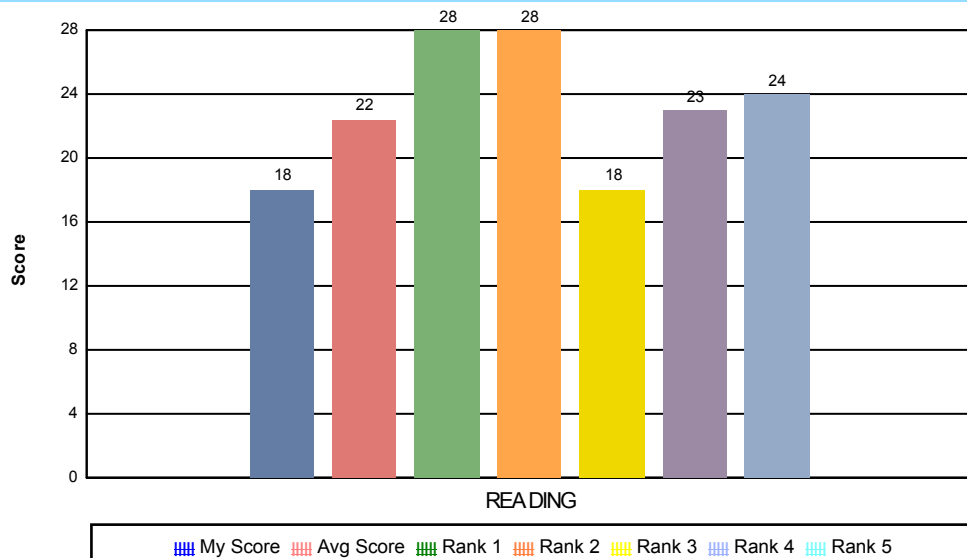
Q. No.	Answer		Difficulty	Classification Subject Sub Type	Response Stats (%)		
	Correct	Your			Attempt	Correct	Incorrect
1	C	+	Undefined	Usage/Mechanics	100.0	81.5	18.5
2	G	GJ	Undefined	Usage/Mechanics	100.0	70.4	29.6
3	A	AB	Undefined	Usage/Mechanics	96.3	65.4	34.6
4	F	+	Undefined	Rhetorical Skills	96.3	73.1	26.9
5	C	+	Undefined	Rhetorical Skills	100.0	77.8	22.2
6	G	+	Undefined	Usage/Mechanics	100.0	81.5	18.5
7	C	+	Undefined	Usage/Mechanics	100.0	74.1	25.9
8	F	+	Undefined	Rhetorical Skills	100.0	74.1	25.9
9	D	+	Undefined	Rhetorical Skills	100.0	70.4	29.6
10	J	+	Undefined	Rhetorical Skills	100.0	85.2	14.8
11	B	+	Undefined	Usage/Mechanics	100.0	85.2	14.8
12	J	+	Undefined	Usage/Mechanics	100.0	74.1	25.9
13	B	+	Undefined	Usage/Mechanics	100.0	74.1	25.9
14	H	+	Undefined	Usage/Mechanics	100.0	59.3	40.7
15	C	+	Undefined	Rhetorical Skills	96.3	80.8	19.2
16	H	+	Undefined	Usage/Mechanics	100.0	81.5	18.5
17	B	+	Undefined	Usage/Mechanics	100.0	88.9	11.1
18	J	+	Undefined	Usage/Mechanics	100.0	74.1	25.9
19	B	C	Undefined	Usage/Mechanics	100.0	88.9	11.1
20	J	+	Undefined	Rhetorical Skills	96.3	80.8	19.2
21	D	+	Undefined	Rhetorical Skills	92.6	92.0	8.0
22	F	J	Undefined	Usage/Mechanics	100.0	25.9	74.1
23	A	+	Undefined	Rhetorical Skills	100.0	59.3	40.7
24	H	+	Undefined	Rhetorical Skills	100.0	51.9	48.1
25	C	D	Undefined	Usage/Mechanics	100.0	66.7	33.3
26	F	+	Undefined	Rhetorical Skills	100.0	66.7	33.3
27	D	+	Undefined	Usage/Mechanics	100.0	70.4	29.6
28	J	+	Undefined	Rhetorical Skills	96.3	76.9	23.1
29	B	+	Undefined	Usage/Mechanics	96.3	57.7	42.3

## Answer Breakdown for ENGLISH

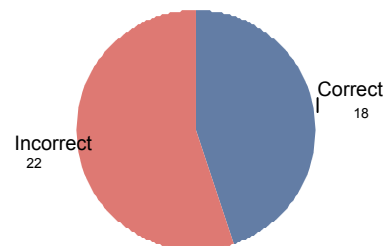
Q. No.	Answer		Classification		Response Stats (%)		
	Correct	Your	Difficulty	Subject Sub Type	Attempt	Correct	Incorrect
30	J	+	Undefined	Usage/Mechanics	100.0	88.9	11.1
31	B	+	Undefined	Usage/Mechanics	100.0	88.9	11.1
32	J	+	Undefined	Usage/Mechanics	100.0	77.8	22.2
33	C	A	Undefined	Usage/Mechanics	100.0	51.9	48.1
34	F	+	Undefined	Usage/Mechanics	100.0	77.8	22.2
35	D	+	Undefined	Rhetorical Skills	96.3	84.6	15.4
36	G	F	Undefined	Usage/Mechanics	96.3	57.7	42.3
37	B	+	Undefined	Rhetorical Skills	100.0	66.7	33.3
38	G	+	Undefined	Rhetorical Skills	100.0	77.8	22.2
39	A	+	Undefined	Usage/Mechanics	100.0	59.3	40.7
40	F	J	Undefined	Rhetorical Skills	100.0	48.1	51.9
41	A	AD	Undefined	Usage/Mechanics	100.0	74.1	25.9
42	J	+	Undefined	Usage/Mechanics	96.3	57.7	42.3
43	C	+	Undefined	Rhetorical Skills	100.0	77.8	22.2
44	J	+	Undefined	Usage/Mechanics	100.0	74.1	25.9
45	A	B	Undefined	Rhetorical Skills	100.0	74.1	25.9
46	J	+	Undefined	Rhetorical Skills	100.0	74.1	25.9
47	B	+	Undefined	Usage/Mechanics	100.0	63.0	37.0
48	H	+	Undefined	Usage/Mechanics	100.0	77.8	22.2
49	A	B	Undefined	Rhetorical Skills	100.0	59.3	40.7
50	J	+	Undefined	Rhetorical Skills	100.0	66.7	33.3
51	C	+	Undefined	Usage/Mechanics	100.0	77.8	22.2
52	F	+	Undefined	Rhetorical Skills	100.0	48.1	51.9
53	B	+	Undefined	Usage/Mechanics	96.3	69.2	30.8
54	F	+	Undefined	Rhetorical Skills	96.3	61.5	38.5
55	D	+	Undefined	Rhetorical Skills	100.0	74.1	25.9
56	F	+	Undefined	Usage/Mechanics	96.3	80.8	19.2
57	B	+	Undefined	Usage/Mechanics	96.3	57.7	42.3
58	G	+	Undefined	Rhetorical Skills	100.0	74.1	25.9
59	C	+	Undefined	Usage/Mechanics	100.0	74.1	25.9
60	J	F	Undefined	Rhetorical Skills	100.0	44.4	55.6
61	D	+	Undefined	Usage/Mechanics	100.0	63.0	37.0
62	H	+	Undefined	Rhetorical Skills	100.0	70.4	29.6
63	D	A	Undefined	Usage/Mechanics	100.0	66.7	33.3
64	G	F	Undefined	Rhetorical Skills	100.0	59.3	40.7
65	A	+	Undefined	Rhetorical Skills	100.0	66.7	33.3
66	F	+	Undefined	Rhetorical Skills	100.0	66.7	33.3
67	D	B	Undefined	Usage/Mechanics	96.3	53.8	46.2
68	G	J	Undefined	Usage/Mechanics	92.6	44.0	56.0
69	A	AD	Undefined	Usage/Mechanics	96.3	61.5	38.5
70	F	G	Undefined	Rhetorical Skills	88.9	66.7	33.3
71	C	+	Undefined	Rhetorical Skills	88.9	79.2	20.8
72	H	+	Undefined	Usage/Mechanics	92.6	68.0	32.0
73	C	BD	Undefined	Rhetorical Skills	92.6	64.0	36.0
74	H	+	Undefined	Rhetorical Skills	88.9	54.2	45.8
75	D	+	Undefined	Rhetorical Skills	85.2	52.2	47.8

# Analysis of READING

## Comparison of READING Score



## My Correct, Incorrect & Skipped Questions Count



Total Questions: 40  
 Attempt: 100.0%  
 Correct Ans: 45.0% / Incorrect Ans: 55.0%

## Breakdown of READING Score

Subject Sub Type	Total Questions	Attempt Questions	Correct Answer	Incorrect Answer	Raw Score	Total (Max.)	Percent Attempt	% of Possible
Social Studies/Sciences	10	10	6	4	6	10	100.00	60.00
Fiction	10	10	7	3	7	10	100.00	70.00
Humanities	10	10	3	7	3	10	100.00	30.00
Natural Science	10	10	2	8	2	10	100.00	20.00
<b>Total</b>	<b>40</b>	<b>40</b>	<b>18</b>	<b>22</b>	<b>18</b>	<b>40</b>	<b>100.00</b>	<b>45.00</b>

Answer Type	Total Questions	Attempt Questions	Correct Answer	Incorrect Answer	Raw Score	Total (Max.)	Percent Attempt	% of Possible
Multiple Choice	40	40	18	22	18	40	100.00	45.00

## Answer Breakdown for READING

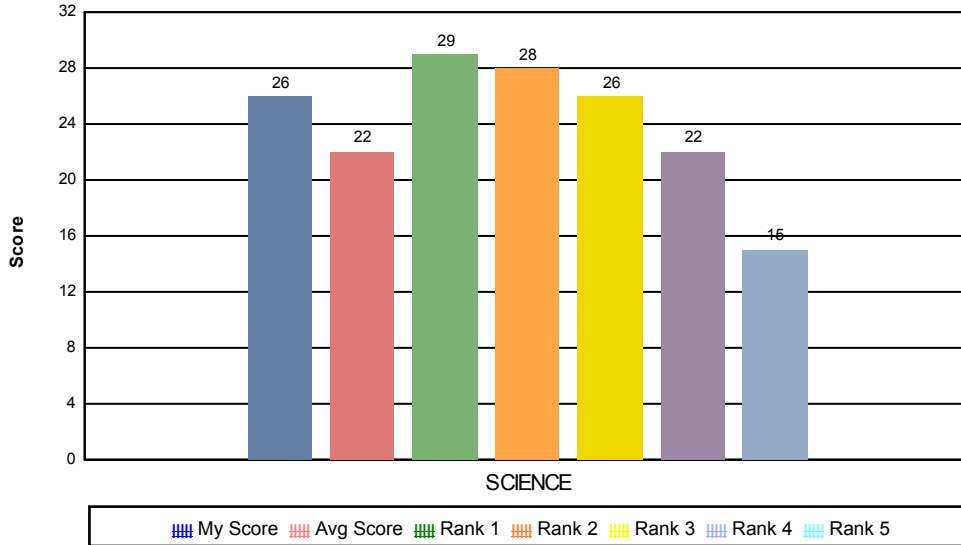
Q. No.	Answer		Difficulty	Subject Sub Type	Response Stats (%)		
	Correct	Your			Attempt	Correct	Incorrect
1	A	+	Undefined	Fiction	100.0	77.8	22.2
2	G	H	Undefined	Fiction	100.0	63.0	37.0
3	B	+	Undefined	Fiction	100.0	66.7	33.3
4	F	+	Undefined	Fiction	100.0	74.1	25.9
5	C	+	Undefined	Fiction	100.0	81.5	18.5
6	J	+	Undefined	Fiction	100.0	74.1	25.9
7	D	A	Undefined	Fiction	100.0	48.1	51.9
8	J	G	Undefined	Fiction	96.3	65.4	34.6
9	C	+	Undefined	Fiction	100.0	81.5	18.5
10	H	+	Undefined	Fiction	100.0	66.7	33.3
11	B	D	Undefined	Social Studies/Sciences	100.0	48.1	51.9
12	F	+	Undefined	Social Studies/Sciences	100.0	55.6	44.4
13	A	+	Undefined	Social Studies/Sciences	100.0	63.0	37.0
14	F	G	Undefined	Social Studies/Sciences	100.0	51.9	48.1
15	C	+	Undefined	Social Studies/Sciences	100.0	70.4	29.6
16	G	+	Undefined	Social Studies/Sciences	100.0	81.5	18.5
17	D	+	Undefined	Social Studies/Sciences	100.0	59.3	40.7
18	J	+	Undefined	Social Studies/Sciences	100.0	59.3	40.7
19	A	B	Undefined	Social Studies/Sciences	100.0	51.9	48.1
20	J	FGJ	Undefined	Social Studies/Sciences	96.3	73.1	26.9
21	B	A	Undefined	Humanities	96.3	65.4	34.6
22	F	+	Undefined	Humanities	96.3	46.2	53.8
23	C	+	Undefined	Humanities	96.3	53.8	46.2
24	H	+	Undefined	Humanities	100.0	51.9	48.1
25	D	AB	Undefined	Humanities	100.0	55.6	44.4
26	F	FJ	Undefined	Humanities	100.0	63.0	37.0
27	D	C	Undefined	Humanities	100.0	44.4	55.6

## Answer Breakdown for READING

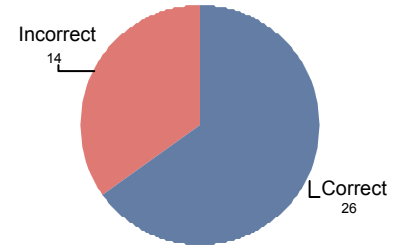
Q. No.	Answer		Classification		Response Stats (%)		
	Correct	Your	Difficulty	Subject Sub Type	Attempt	Correct	Incorrect
28	G	H	Undefined	Humanities	96.3	57.7	42.3
29	B	D	Undefined	Humanities	96.3	50.0	50.0
30	H	G	Undefined	Humanities	100.0	44.4	55.6
31	B	+	Undefined	Natural Science	92.6	56.0	44.0
32	F	J	Undefined	Natural Science	96.3	42.3	57.7
33	D	C	Undefined	Natural Science	92.6	36.0	64.0
34	G	F	Undefined	Natural Science	92.6	52.0	48.0
35	D	C	Undefined	Natural Science	96.3	26.9	73.1
36	H	G	Undefined	Natural Science	88.9	45.8	54.2
37	B	+	Undefined	Natural Science	96.3	38.5	61.5
38	F	H	Undefined	Natural Science	85.2	39.1	60.9
39	D	C	Undefined	Natural Science	96.3	57.7	42.3
40	H	F	Undefined	Natural Science	92.6	48.0	52.0

# Analysis of SCIENCE

## Comparison of SCIENCE Score



## My Correct, Incorrect & Skipped Questions Count



Total Questions: 40  
 Attempt: 100.0%  
 Correct Ans: 65.0% / Incorrect Ans: 35.0%

## Breakdown of SCIENCE Score

Subject Sub Type	Total Questions	Attempt Questions	Correct Answer	Incorrect Answer	Raw Score	Total (Max.)	Percent Attempt	% of Possible
Research Summary	18	18	13	5	13	18	100.00	72.22
Data Representation	15	15	12	3	12	15	100.00	80.00
Conflicting Hypotheses	7	7	1	6	1	7	100.00	14.29
<b>Total</b>	<b>40</b>	<b>40</b>	<b>26</b>	<b>14</b>	<b>26</b>	<b>40</b>	<b>100.00</b>	<b>65.00</b>

Answer Type	Total Questions	Attempt Questions	Correct Answer	Incorrect Answer	Raw Score	Total (Max.)	Percent Attempt	% of Possible
Multiple Choice	40	40	26	14	26	40	100.00	65.00

## Answer Breakdown for SCIENCE

Q. No.	Answer		Difficulty	Classification Subject Sub Type	Response Stats (%)		
	Correct	Your			Attempt	Correct	Incorrect
1	B	+	Undefined	Research Summary	100.0	66.7	33.3
2	J	+	Undefined	Research Summary	100.0	66.7	33.3
3	D	+	Undefined	Research Summary	100.0	66.7	33.3
4	J	+	Undefined	Research Summary	96.3	65.4	34.6
5	B	+	Undefined	Research Summary	100.0	66.7	33.3
6	G	+	Undefined	Research Summary	96.3	61.5	38.5
7	D	+	Undefined	Data Representation	100.0	74.1	25.9
8	F	+	Undefined	Data Representation	96.3	76.9	23.1
9	C	+	Undefined	Data Representation	92.6	68.0	32.0
10	J	+	Undefined	Data Representation	100.0	63.0	37.0
11	C	+	Undefined	Data Representation	100.0	70.4	29.6
12	F	+	Undefined	Research Summary	100.0	74.1	25.9
13	A	+	Undefined	Research Summary	100.0	70.4	29.6
14	J	F	Undefined	Research Summary	100.0	59.3	40.7
15	A	+	Undefined	Research Summary	100.0	66.7	33.3
16	H	+	Undefined	Research Summary	96.3	65.4	34.6
17	D	+	Undefined	Research Summary	96.3	50.0	50.0
18	J	+	Undefined	Data Representation	96.3	65.4	34.6
19	B	D	Undefined	Data Representation	100.0	66.7	33.3
20	F	+	Undefined	Data Representation	96.3	53.8	46.2
21	C	B	Undefined	Data Representation	100.0	59.3	40.7
22	G	+	Undefined	Data Representation	96.3	57.7	42.3
23	A	+	Undefined	Data Representation	92.6	56.0	44.0
24	J	+	Undefined	Data Representation	96.3	50.0	50.0
25	B	+	Undefined	Data Representation	96.3	46.2	53.8
26	G	H	Undefined	Data Representation	96.3	50.0	50.0
27	C	+	Undefined	Data Representation	88.9	58.3	41.7
28	H	G	Undefined	Conflicting Hypotheses	96.3	57.7	42.3

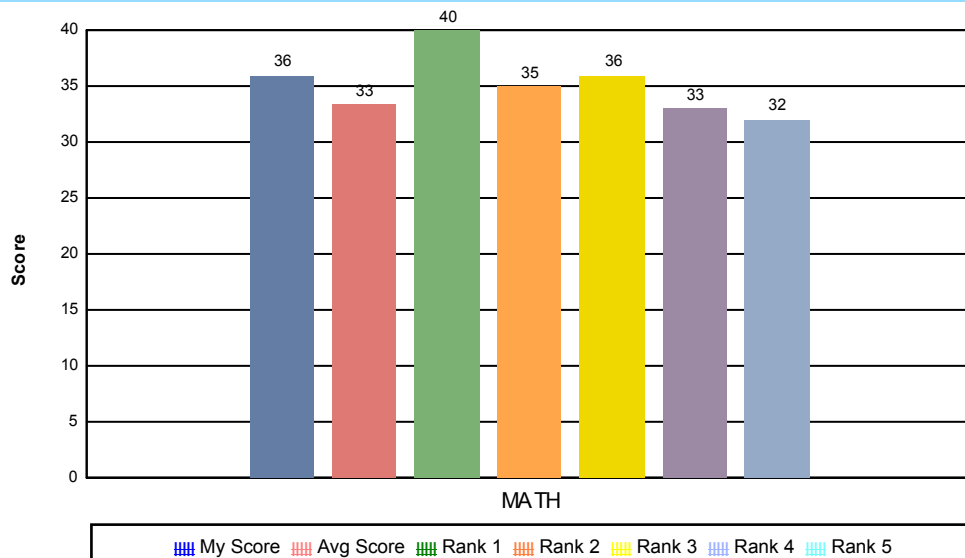


## Answer Breakdown for SCIENCE

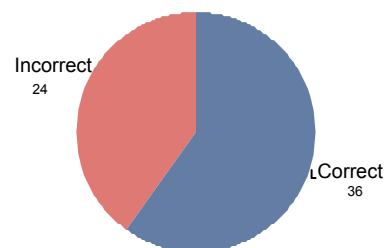
Q. No.	Answer		Classification		Response Stats (%)		
	Correct	Your	Difficulty	Subject Sub Type	Attempt	Correct	Incorrect
29	B	+	Undefined	Conflicting Hypotheses	96.3	46.2	53.8
30	F	J	Undefined	Conflicting Hypotheses	88.9	45.8	54.2
31	C	D	Undefined	Conflicting Hypotheses	96.3	46.2	53.8
32	H	G	Undefined	Conflicting Hypotheses	88.9	58.3	41.7
33	A	B	Undefined	Conflicting Hypotheses	96.3	30.8	69.2
34	F	J	Undefined	Conflicting Hypotheses	96.3	30.8	69.2
35	C	+	Undefined	Research Summary	92.6	48.0	52.0
36	J	+	Undefined	Research Summary	88.9	54.2	45.8
37	B	A	Undefined	Research Summary	92.6	44.0	56.0
38	J	H	Undefined	Research Summary	92.6	36.0	64.0
39	A	BD	Undefined	Research Summary	88.9	41.7	58.3
40	F	J	Undefined	Research Summary	92.6	48.0	52.0

# Analysis of MATH

## Comparison of MATH Score



## My Correct, Incorrect & Skipped Questions Count



Total Questions: 60  
 Attempt: 100.0%  
 Correct Ans: 60.0% / Incorrect Ans: 40.0%

## Breakdown of MATH Score

Subject Sub Type	Total Questions	Attempt Questions	Correct Answer	Incorrect Answer	Raw Score	Total (Max.)	Percent Attempt	% of Possible
Pre-Algebra/Elem Algebra	24	24	20	4	20	24	100.00	83.33
Plane Geom/Trig	18	18	6	12	6	18	100.00	33.33
Int. Algebra/Coord. Geometry	18	18	10	8	10	18	100.00	55.56
<b>Total</b>	<b>60</b>	<b>60</b>	<b>36</b>	<b>24</b>	<b>36</b>	<b>60</b>	<b>100.00</b>	<b>60.00</b>

Answer Type	Total Questions	Attempt Questions	Correct Answer	Incorrect Answer	Raw Score	Total (Max.)	Percent Attempt	% of Possible
Multiple Choice	60	60	36	24	36	60	100.00	60.00

## Answer Breakdown for MATH

Q. No.	Answer		Difficulty	Classification Subject Sub Type	Response Stats (%)		
	Correct	Your			Attempt	Correct	Incorrect
1	E	+	Undefined	Pre-Algebra/Elem Algebra	96.3	69.2	30.8
2	H	+	Undefined	Int. Algebra/Coord. Geometry	96.3	92.3	7.7
3	A	B	Undefined	Pre-Algebra/Elem Algebra	92.6	72.0	28.0
4	J	+	Undefined	Pre-Algebra/Elem Algebra	92.6	88.0	12.0
5	D	+	Undefined	Pre-Algebra/Elem Algebra	96.3	69.2	30.8
6	J	+	Undefined	Plane Geom/Trig	96.3	80.8	19.2
7	A	+	Undefined	Pre-Algebra/Elem Algebra	96.3	80.8	19.2
8	F	+	Undefined	Pre-Algebra/Elem Algebra	96.3	88.5	11.5
9	C	+	Undefined	Int. Algebra/Coord. Geometry	96.3	69.2	30.8
10	H	+	Undefined	Int. Algebra/Coord. Geometry	96.3	80.8	19.2
11	C	+	Undefined	Pre-Algebra/Elem Algebra	96.3	69.2	30.8
12	K	+	Undefined	Pre-Algebra/Elem Algebra	96.3	80.8	19.2
13	D	A	Undefined	Int. Algebra/Coord. Geometry	96.3	46.2	53.8
14	H	+	Undefined	Pre-Algebra/Elem Algebra	96.3	80.8	19.2
15	C	+	Undefined	Pre-Algebra/Elem Algebra	96.3	57.7	42.3
16	H	G	Undefined	Pre-Algebra/Elem Algebra	96.3	65.4	34.6
17	E	+	Undefined	Int. Algebra/Coord. Geometry	96.3	69.2	30.8
18	J	+	Undefined	Pre-Algebra/Elem Algebra	96.3	84.6	15.4
19	A	+	Undefined	Pre-Algebra/Elem Algebra	92.6	72.0	28.0
20	H	+	Undefined	Plane Geom/Trig	96.3	57.7	42.3
21	A	+	Undefined	Int. Algebra/Coord. Geometry	96.3	61.5	38.5
22	H	+	Undefined	Int. Algebra/Coord. Geometry	96.3	73.1	26.9
23	B	+	Undefined	Pre-Algebra/Elem Algebra	96.3	69.2	30.8
24	G	F	Undefined	Plane Geom/Trig	92.6	60.0	40.0
25	D	+	Undefined	Plane Geom/Trig	96.3	57.7	42.3
26	H	+	Undefined	Pre-Algebra/Elem Algebra	96.3	61.5	38.5
27	B	+	Undefined	Plane Geom/Trig	92.6	60.0	40.0
28	G	+	Undefined	Plane Geom/Trig	96.3	57.7	42.3

## Answer Breakdown for MATH

Q. No.	Answer		Classification		Response Stats (%)		
	Correct	Your	Difficulty	Subject Sub Type	Attempt	Correct	Incorrect
29	B	+	Undefined	Pre-Algebra/Elem Algebra	92.6	76.0	24.0
30	G	J	Undefined	Plane Geom/Trig	92.6	56.0	44.0
31	B	+	Undefined	Int. Algebra/Coord. Geometry	96.3	61.5	38.5
32	J	+	Undefined	Pre-Algebra/Elem Algebra	96.3	61.5	38.5
33	B	D	Undefined	Plane Geom/Trig	96.3	42.3	57.7
34	K	+	Undefined	Pre-Algebra/Elem Algebra	96.3	53.8	46.2
35	D	AC	Undefined	Int. Algebra/Coord. Geometry	96.3	50.0	50.0
36	J	+	Undefined	Pre-Algebra/Elem Algebra	88.9	62.5	37.5
37	C	+	Undefined	Plane Geom/Trig	96.3	53.8	46.2
38	K	G	Undefined	Plane Geom/Trig	88.9	45.8	54.2
39	B	E	Undefined	Plane Geom/Trig	92.6	60.0	40.0
40	K	J	Undefined	Plane Geom/Trig	92.6	52.0	48.0
41	E	D	Undefined	Plane Geom/Trig	96.3	46.2	53.8
42	F	+	Undefined	Pre-Algebra/Elem Algebra	96.3	61.5	38.5
43	E	D	Undefined	Pre-Algebra/Elem Algebra	96.3	38.5	61.5
44	G	+	Undefined	Pre-Algebra/Elem Algebra	96.3	57.7	42.3
45	E	A	Undefined	Int. Algebra/Coord. Geometry	96.3	46.2	53.8
46	G	H	Undefined	Plane Geom/Trig	96.3	26.9	73.1
47	D	E	Undefined	Int. Algebra/Coord. Geometry	88.9	37.5	62.5
48	J	H	Undefined	Int. Algebra/Coord. Geometry	92.6	48.0	52.0
49	D	+	Undefined	Pre-Algebra/Elem Algebra	96.3	42.3	57.7
50	F	H	Undefined	Int. Algebra/Coord. Geometry	96.3	34.6	65.4
51	A	+	Undefined	Int. Algebra/Coord. Geometry	92.6	64.0	36.0
52	H	F	Undefined	Plane Geom/Trig	92.6	36.0	64.0
53	B	D	Undefined	Plane Geom/Trig	92.6	36.0	64.0
54	J	H	Undefined	Plane Geom/Trig	85.2	47.8	52.2
55	A	+	Undefined	Int. Algebra/Coord. Geometry	88.9	45.8	54.2
56	K	G	Undefined	Int. Algebra/Coord. Geometry	88.9	29.2	70.8
57	A	+	Undefined	Int. Algebra/Coord. Geometry	92.6	40.0	60.0
58	F	K	Undefined	Int. Algebra/Coord. Geometry	81.5	40.9	59.1
59	A	C	Undefined	Pre-Algebra/Elem Algebra	88.9	58.3	41.7
60	K	J	Undefined	Plane Geom/Trig	92.6	44.0	56.0