

# Score Report

## SAT1 NCBT1

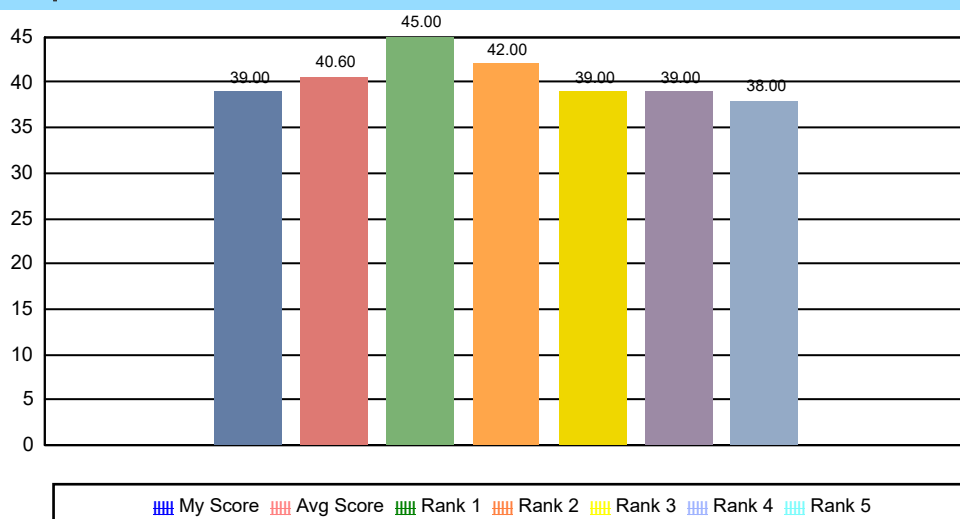
Candidate ID	2001
Assessment Date	Aug 20, 2016

<b>TOTAL SCORE</b>	<b>760 (400 - 1600)</b>
READING	180 (100-400)
WRITING & LANGUAGE	160 (100-400)
MATH	420 (200-800)

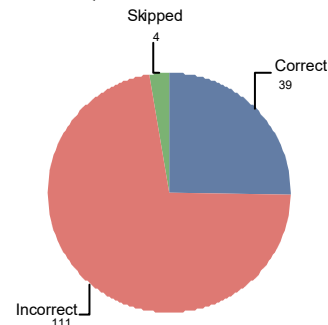
Demo Institution

## Analysis of Overall Test

### Comparison of Test Score



### My Correct, Incorrect & Skipped Questions Count



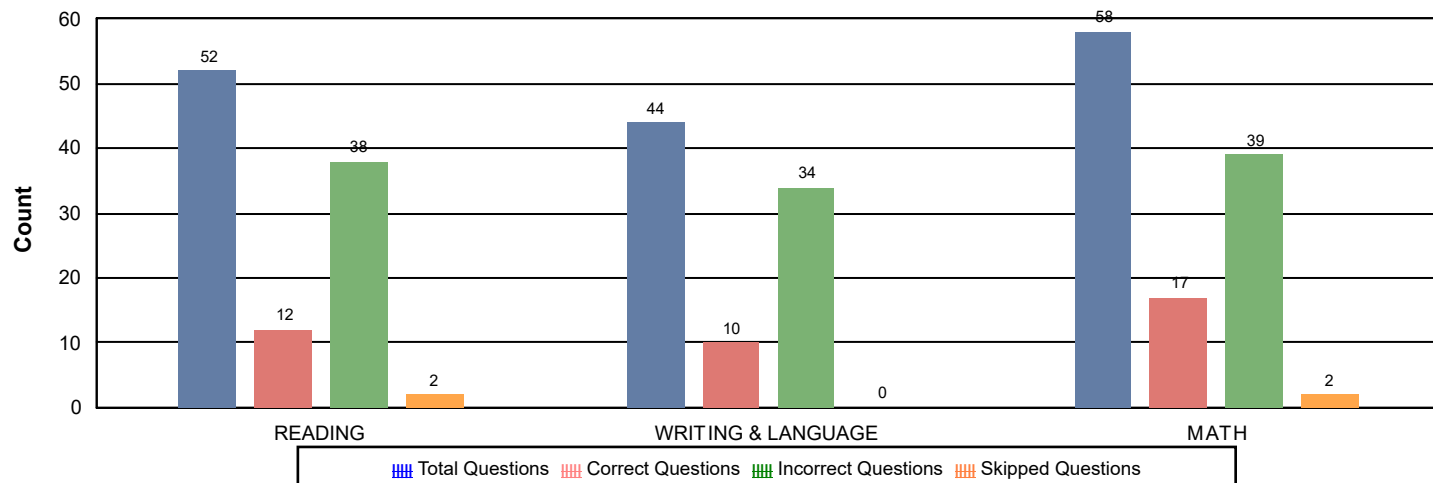
Total Questions: 157  
Attempt: 95.5%

Correct Ans: 24.8% / Incorrect Ans: 70.7%

**Test Toppers:** US Demo Student 09(Score:45.00) US Demo Student 08(Score:42.00) US Demo Student 01(Score:39.00) US Demo Student 04(Score:39.00) US Demo Student 03(Score:38.00)

Subject	Total Question	Attempt Question	Correct Answer	Incorrect Answer	Raw Score	/ Total (Max.)	Percent (%)	Scaled Score
READING	52	50	12	38	12	52	23.08	180
WRITING & LANGUAGE	44	44	10	34	10	44	22.73	160
MATH	58	56	17	39	17	58	29.31	420

### Comparison of Section wise Count



### Components of the SAT

The SAT has three primary components: Reading, Writing & Language, and Math, each with a varying number of questions and a specific time allotment. Every correct answer yields one raw point. There is no “guessing penalty,” so questions answered incorrectly or left blank have the same neutral effect on your raw score. Raw scores for similar areas of content and skills are then converted to scaled scores, which are reported in myriad ways. The test includes an optional essay - which is graded and reported separately.

### Scoring Framework

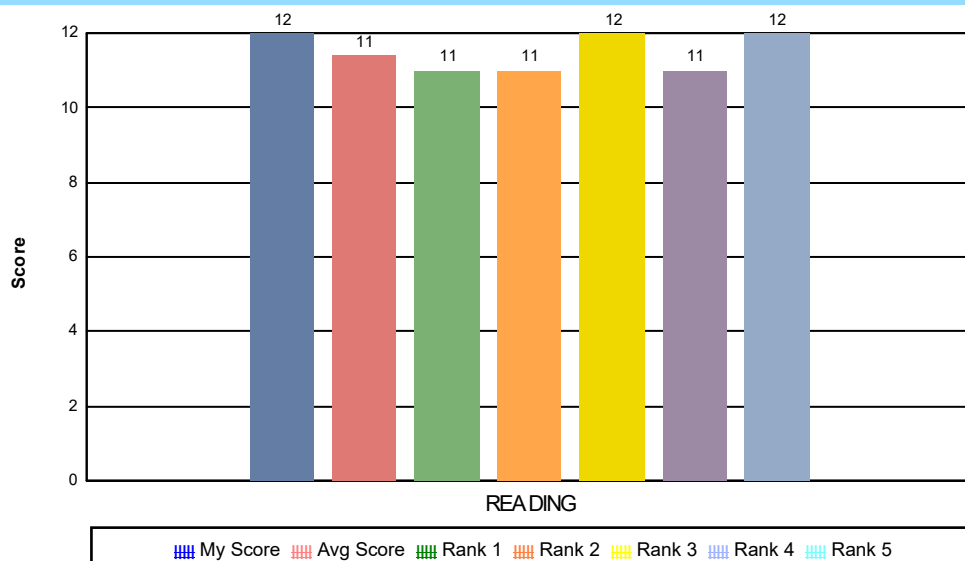
The maximum Total Score is 1600 and is the sum of two Section Scores: Reading & Writing, and Math, each on a scale of 200-800. Also reported are Test Scores that allow you to see your performance in Reading versus Writing & Language. Subscores across seven different measures provide feedback on specific academic skills. Cross-Test Scores are indicators of ability on content and skills that are tested across all areas of the exam.

### Answer Breakdown

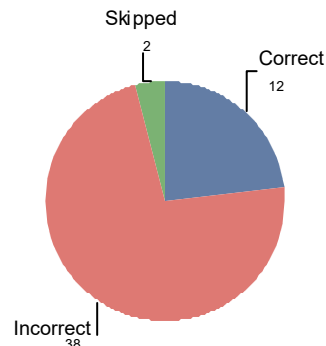
In the Answer Breakdown you can identify your incorrect and omitted answers and how they clustered on the exam, because the section and number are highlighted in red and orange for incorrect and omitted answers respectively. In the Your Answer column: a + indicates a correct answer; a blank space indicates that you left the question blank; a letter A-D or a number indicates your incorrect answer (the correct answer is in the column to the left).

# Analysis of READING

## Comparison of READING Score



## My Correct, Incorrect & Skipped Questions Count



Total Questions: 52  
 Attempt: 96.2%  
 Correct Ans: 23.1% / Incorrect Ans: 73.1%

## Breakdown of READING Score

Subject Sub Type	Total Question	Attempt Question	Correct Answer	Incorrect Answer	Raw Score	/ Total (Max.)	Attempt Percent	Correct Percent
Command of Evidence (CE)	10	10	2	8	2	10	100.00	20.00
Words in Context (WC)	10	10	2	8	2	10	100.00	20.00
Expression of Ideas (EI)	32	30	8	22	8	32	93.75	25.00
<b>Total</b>	<b>52</b>	<b>50</b>	<b>12</b>	<b>38</b>	<b>12</b>	<b>52</b>	<b>96.15</b>	<b>23.08</b>

Question Type	Total Question	Attempt Question	Correct Answer	Incorrect Answer	Raw Score	/ Total (Max.)	Attempt Percent	Correct Percent
Determining Central Ideas and Themes	13	13	0	13	0	13	100.00	0.00
Analysing Text Structure	13	13	5	8	5	13	100.00	38.46
Interpreting Words and Phrases in Context	13	11	3	8	3	13	84.62	23.08
Understanding Relationships	13	13	4	9	4	13	100.00	30.77

Passage Type	Total Question	Attempt Question	Correct Answer	Incorrect Answer	Raw Score	/ Total (Max.)	Attempt Percent	Correct Percent
Literature	13	13	0	13	0	13	100.00	0.00
History/Social Studies(HSS)	13	11	3	8	3	13	84.62	23.08
Science	13	13	5	8	5	13	100.00	38.46
Humanities	13	13	4	9	4	13	100.00	30.77

Answer Type	Total Question	Attempt Question	Correct Answer	Incorrect Answer	Raw Score	/ Total (Max.)	Attempt Percent	Correct Percent
Multiple Choice	52	50	12	38	12	52	96.15	23.08

Difficulty	Total Question	Attempt Question	Correct Answer	Incorrect Answer	Raw Score	/ Total (Max.)	Attempt Percent	Correct Percent
EASY	10	10	2	8	2	10	100.00	20.00
MEDIUM	27	25	7	18	7	27	92.59	25.93
HARD	15	15	3	12	3	15	100.00	20.00

## Answer Breakdown for READING

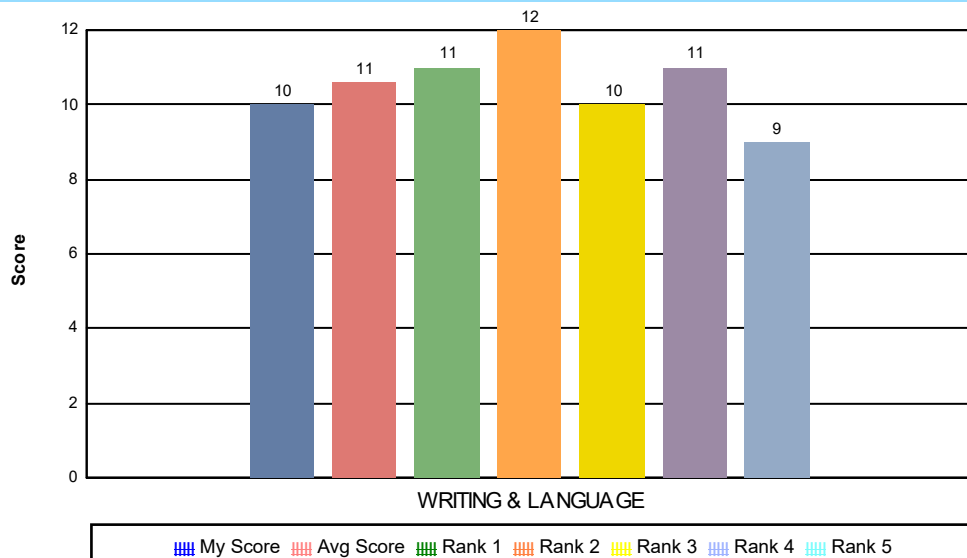
Q. No.	Answer		Classification			Response Stats (%)		
	Correct	Your	Difficulty	Subject Sub Type	Question Type	Attempt	Correct	Incorrect
1	B	C	EASY	Expression of Ideas (EI)	Determining Central Ideas and Themes	100.0	0.0	100.0
2	B	D	MEDIUM	Expression of Ideas (EI)	Determining Central Ideas and Themes	100.0	20.0	80.0
3	C	B	HARD	Words in Context (WC)	Determining Central Ideas and Themes	100.0	0.0	100.0
4	A	C	MEDIUM	Expression of Ideas (EI)	Determining Central Ideas and Themes	100.0	0.0	100.0
5	C	A	HARD	Command of Evidence (CE)	Determining Central Ideas and Themes	100.0	0.0	100.0
6	D	A	MEDIUM	Expression of Ideas (EI)	Determining Central Ideas and Themes	100.0	0.0	100.0
7	D	C	HARD	Expression of Ideas (EI)	Determining Central Ideas and Themes	100.0	0.0	100.0
8	B	D	MEDIUM	Words in Context (WC)	Determining Central Ideas and Themes	100.0	0.0	100.0

## Answer Breakdown for READING

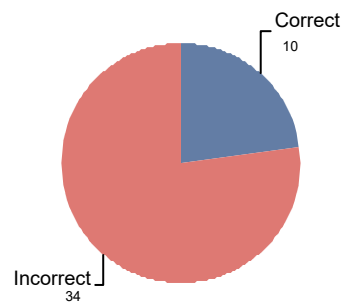
Q. No.	Answer		Classification			Response Stats (%)		
	Correct	Your	Difficulty	Subject Sub Type	Question Type	Attempt	Correct	Incorrect
9	C	D	EASY	Expression of Ideas (EI)	Determining Central Ideas and Theme	100.0	0.0	100.0
10	B	A	MEDIUM	Command of Evidence (CE)	Determining Central Ideas and Theme	100.0	0.0	100.0
11	A	B	MEDIUM	Expression of Ideas (EI)	Determining Central Ideas and Theme	100.0	20.0	80.0
12	B	D	HARD	Words in Context (WC)	Determining Central Ideas and Theme	100.0	0.0	100.0
13	D	A	EASY	Expression of Ideas (EI)	Determining Central Ideas and Theme	80.0	0.0	100.0
14	A	+	MEDIUM	Command of Evidence (CE)	Analysing Text Structure	100.0	20.0	80.0
15	A	+	MEDIUM	Expression of Ideas (EI)	Analysing Text Structure	100.0	100.0	0.0
16	C	+	MEDIUM	Expression of Ideas (EI)	Analysing Text Structure	100.0	80.0	20.0
17	C	+	HARD	Command of Evidence (CE)	Analysing Text Structure	100.0	80.0	20.0
18	D	+	EASY	Words in Context (WC)	Analysing Text Structure	100.0	20.0	80.0
19	A	B	HARD	Command of Evidence (CE)	Analysing Text Structure	100.0	0.0	100.0
20	B	A	MEDIUM	Expression of Ideas (EI)	Analysing Text Structure	100.0	0.0	100.0
21	A	D	MEDIUM	Expression of Ideas (EI)	Analysing Text Structure	100.0	20.0	80.0
22	B	A	MEDIUM	Words in Context (WC)	Analysing Text Structure	100.0	0.0	100.0
23	D	C	HARD	Command of Evidence (CE)	Analysing Text Structure	100.0	20.0	80.0
24	D	C	MEDIUM	Expression of Ideas (EI)	Analysing Text Structure	100.0	0.0	100.0
25	C	B	EASY	Expression of Ideas (EI)	Analysing Text Structure	100.0	20.0	80.0
26	B	C	MEDIUM	Expression of Ideas (EI)	Analysing Text Structure	100.0	0.0	100.0
27	D	A	MEDIUM	Words in Context (WC)	Interpreting Words and Phrases in Co	100.0	20.0	80.0
28	C	B	MEDIUM	Command of Evidence (CE)	Interpreting Words and Phrases in Co	100.0	0.0	100.0
29	A	B	HARD	Command of Evidence (CE)	Interpreting Words and Phrases in Co	100.0	40.0	60.0
30	A	D	HARD	Expression of Ideas (EI)	Interpreting Words and Phrases in Co	100.0	0.0	100.0
31	D	+	MEDIUM	Expression of Ideas (EI)	Interpreting Words and Phrases in Co	100.0	100.0	0.0
32	B		MEDIUM	Expression of Ideas (EI)	Interpreting Words and Phrases in Co	80.0	50.0	50.0
33	A	D	EASY	Expression of Ideas (EI)	Interpreting Words and Phrases in Co	100.0	0.0	100.0
34	C	A	EASY	Words in Context (WC)	Interpreting Words and Phrases in Co	100.0	20.0	80.0
35	B		MEDIUM	Expression of Ideas (EI)	Interpreting Words and Phrases in Co	80.0	0.0	100.0
36	D	+	HARD	Expression of Ideas (EI)	Interpreting Words and Phrases in Co	100.0	40.0	60.0
37	C	D	HARD	Command of Evidence (CE)	Interpreting Words and Phrases in Co	100.0	0.0	100.0
38	C	D	MEDIUM	Expression of Ideas (EI)	Interpreting Words and Phrases in Co	100.0	0.0	100.0
39	B	+	MEDIUM	Expression of Ideas (EI)	Interpreting Words and Phrases in Co	100.0	40.0	60.0
40	C	A	HARD	Words in Context (WC)	Understanding Relationships	100.0	0.0	100.0
41	B	C	EASY	Expression of Ideas (EI)	Understanding Relationships	100.0	60.0	40.0
42	B	C	EASY	Command of Evidence (CE)	Understanding Relationships	100.0	20.0	80.0
43	A	B	MEDIUM	Expression of Ideas (EI)	Understanding Relationships	100.0	0.0	100.0
44	A	+	MEDIUM	Expression of Ideas (EI)	Understanding Relationships	100.0	80.0	20.0
45	D	+	EASY	Words in Context (WC)	Understanding Relationships	100.0	80.0	20.0
46	C	A	HARD	Expression of Ideas (EI)	Understanding Relationships	100.0	0.0	100.0
47	B	D	MEDIUM	Expression of Ideas (EI)	Understanding Relationships	100.0	0.0	100.0
48	A	C	MEDIUM	Words in Context (WC)	Understanding Relationships	100.0	0.0	100.0
49	D	+	MEDIUM	Expression of Ideas (EI)	Understanding Relationships	100.0	100.0	0.0
50	B	C	MEDIUM	Expression of Ideas (EI)	Understanding Relationships	100.0	0.0	100.0
51	D	B	HARD	Expression of Ideas (EI)	Understanding Relationships	100.0	0.0	100.0
52	A	+	HARD	Expression of Ideas (EI)	Understanding Relationships	100.0	100.0	0.0

# Analysis of WRITING & LANGUAGE

## Comparison of WRITING & LANGUAGE Score



### My Correct, Incorrect & Skipped Questions Count



Total Questions: 44  
 Attempt: 100.0%  
 Correct Ans: 22.7% / Incorrect Ans: 77.3%

## Breakdown of WRITING & LANGUAGE Score

Subject Sub Type	Total Question	Attempt Question	Correct Answer	Incorrect Answer	Raw Score	/ Total (Max.)	Attempt Percent	Correct Percent
Command of Evidence (CE)	8	8	2	6	2	8	100.00	25.00
Words in Context (WC)	7	7	2	5	2	7	100.00	28.57
Expression of Ideas (EI)	29	29	6	23	6	29	100.00	20.69
<b>Total</b>	<b>44</b>	<b>44</b>	<b>10</b>	<b>34</b>	<b>10</b>	<b>44</b>	<b>100.00</b>	<b>22.73</b>

Question Type	Total Question	Attempt Question	Correct Answer	Incorrect Answer	Raw Score	/ Total (Max.)	Attempt Percent	Correct Percent
Effective Language Use	11	11	1	10	1	11	100.00	9.09
Development	11	11	4	7	4	11	100.00	36.36
Sentence Formation	11	11	3	8	3	11	100.00	27.27
Conventions of Punctuations	11	11	2	9	2	11	100.00	18.18

Passage Type	Total Question	Attempt Question	Correct Answer	Incorrect Answer	Raw Score	/ Total (Max.)	Attempt Percent	Correct Percent
Literature	11	11	1	10	1	11	100.00	9.09
History/Social Studies(HSS)	11	11	3	8	3	11	100.00	27.27
Science	11	11	4	7	4	11	100.00	36.36
Humanities	11	11	2	9	2	11	100.00	18.18

Answer Type	Total Question	Attempt Question	Correct Answer	Incorrect Answer	Raw Score	/ Total (Max.)	Attempt Percent	Correct Percent
Multiple Choice	44	44	10	34	10	44	100.00	22.73

Difficulty	Total Question	Attempt Question	Correct Answer	Incorrect Answer	Raw Score	/ Total (Max.)	Attempt Percent	Correct Percent
EASY	11	11	4	7	4	11	100.00	36.36
MEDIUM	18	18	4	14	4	18	100.00	22.22
HARD	15	15	2	13	2	15	100.00	13.33

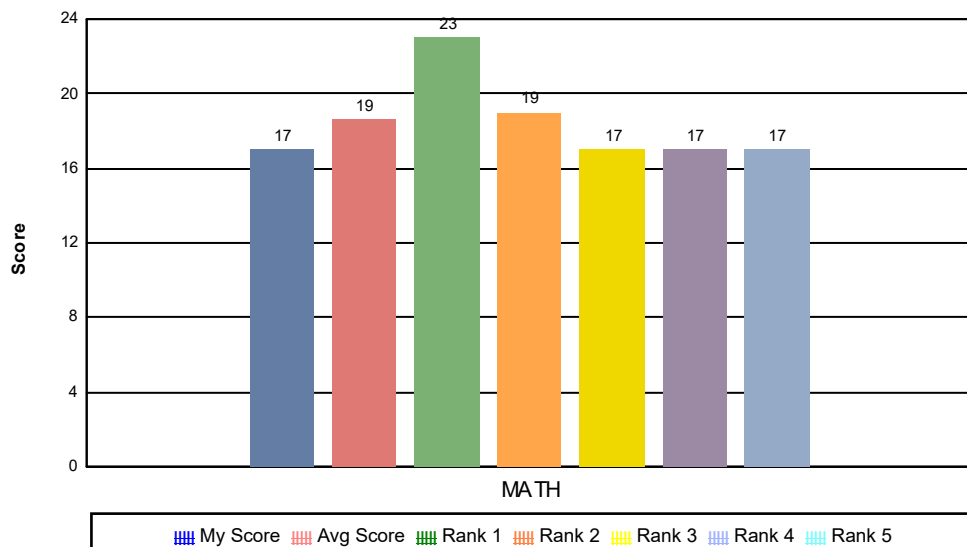
## Answer Breakdown for WRITING & LANGUAGE

Q. No.	Answer		Classification			Response Stats (%)		
	Correct	Your	Difficulty	Subject Sub Type	Question Type	Attempt	Correct	Incorrect
1	D	B	HARD	Words in Context (WC)	Effective Language Use	100.0	0.0	100.0
2	B	+	HARD	Command of Evidence (CE)	Effective Language Use	100.0	100.0	0.0
3	A	B	EASY	Expression of Ideas (EI)	Effective Language Use	100.0	0.0	100.0
4	C	A	EASY	Expression of Ideas (EI)	Effective Language Use	100.0	0.0	100.0
5	C	D	HARD	Expression of Ideas (EI)	Effective Language Use	100.0	0.0	100.0
6	D	B	HARD	Command of Evidence (CE)	Effective Language Use	100.0	0.0	100.0
7	B	D	EASY	Expression of Ideas (EI)	Effective Language Use	100.0	0.0	100.0
8	C	B	MEDIUM	Expression of Ideas (EI)	Effective Language Use	100.0	0.0	100.0

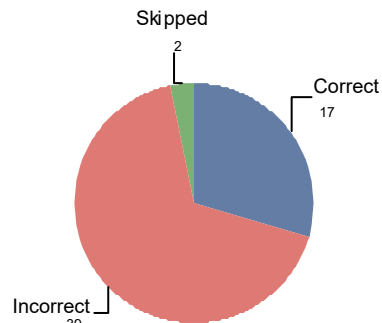
## Answer Breakdown for WRITING & LANGUAGE

Q. No.	Answer		Classification			Response Stats (%)		
	Correct	Your	Difficulty	Subject Sub Type	Question Type	Attempt	Correct	Incorrect
9	A	C	EASY	Expression of Ideas (EI)	Effective Language Use	100.0	0.0	100.0
10	A	B	MEDIUM	Words in Context (WC)	Effective Language Use	100.0	20.0	80.0
11	B	C	MEDIUM	Expression of Ideas (EI)	Effective Language Use	100.0	0.0	100.0
12	B	D	MEDIUM	Command of Evidence (CE)	Development	100.0	0.0	100.0
13	A	B	HARD	Words in Context (WC)	Development	100.0	0.0	100.0
14	B	D	MEDIUM	Expression of Ideas (EI)	Development	100.0	0.0	100.0
15	C	+	MEDIUM	Expression of Ideas (EI)	Development	100.0	100.0	0.0
16	C	+	EASY	Expression of Ideas (EI)	Development	100.0	60.0	40.0
17	C	A	MEDIUM	Expression of Ideas (EI)	Development	100.0	0.0	100.0
18	A	C	EASY	Expression of Ideas (EI)	Development	100.0	0.0	100.0
19	D	A	EASY	Expression of Ideas (EI)	Development	100.0	0.0	100.0
20	D	C	HARD	Command of Evidence (CE)	Development	100.0	0.0	100.0
21	B	+	HARD	Words in Context (WC)	Development	100.0	100.0	0.0
22	D	+	MEDIUM	Expression of Ideas (EI)	Development	100.0	100.0	0.0
23	D	C	EASY	Words in Context (WC)	Sentence Formation	100.0	0.0	100.0
24	D	C	MEDIUM	Expression of Ideas (EI)	Sentence Formation	100.0	0.0	100.0
25	B	+	EASY	Expression of Ideas (EI)	Sentence Formation	100.0	100.0	0.0
26	A	D	HARD	Expression of Ideas (EI)	Sentence Formation	100.0	0.0	100.0
27	B	C	MEDIUM	Expression of Ideas (EI)	Sentence Formation	100.0	0.0	100.0
28	C	A	HARD	Command of Evidence (CE)	Sentence Formation	100.0	0.0	100.0
29	B	D	MEDIUM	Command of Evidence (CE)	Sentence Formation	100.0	0.0	100.0
30	D	B	HARD	Expression of Ideas (EI)	Sentence Formation	100.0	0.0	100.0
31	C	+	EASY	Expression of Ideas (EI)	Sentence Formation	100.0	100.0	0.0
32	A	B	MEDIUM	Expression of Ideas (EI)	Sentence Formation	100.0	0.0	100.0
33	A	+	MEDIUM	Words in Context (WC)	Sentence Formation	100.0	60.0	40.0
34	A	C	HARD	Expression of Ideas (EI)	Conventions of Punctuations	100.0	0.0	100.0
35	A	C	HARD	Words in Context (WC)	Conventions of Punctuations	100.0	0.0	100.0
36	B	+	EASY	Expression of Ideas (EI)	Conventions of Punctuations	100.0	80.0	20.0
37	D	B	MEDIUM	Command of Evidence (CE)	Conventions of Punctuations	100.0	60.0	40.0
38	C	A	HARD	Expression of Ideas (EI)	Conventions of Punctuations	100.0	0.0	100.0
39	A	C	HARD	Expression of Ideas (EI)	Conventions of Punctuations	100.0	40.0	60.0
40	B	+	MEDIUM	Command of Evidence (CE)	Conventions of Punctuations	100.0	100.0	0.0
41	B	D	MEDIUM	Expression of Ideas (EI)	Conventions of Punctuations	100.0	0.0	100.0
42	C	D	MEDIUM	Expression of Ideas (EI)	Conventions of Punctuations	100.0	0.0	100.0
43	D	A	HARD	Expression of Ideas (EI)	Conventions of Punctuations	100.0	20.0	80.0
44	D	B	MEDIUM	Expression of Ideas (EI)	Conventions of Punctuations	100.0	20.0	80.0

Comparison of MATH Score



My Correct, Incorrect & Skipped Questions Count



Total Questions: 58  
 Attempt: 96.6%  
 Correct Ans: 29.3% / Incorrect Ans: 67.2%

Breakdown of MATH Score

Subject Sub Type	Total Question	Attempt Question	Correct Answer	Incorrect Answer	Raw Score	/ Total (Max.)	Attempt Percent	Correct Percent
Heart of Algebra (HOA)	19	19	6	13	6	19	100.00	31.58
Additional Topics in Math (ATM)	6	6	1	5	1	6	100.00	16.67
Passport to Advanced Math (PAM)	16	14	4	10	4	16	87.50	25.00
Problem Solving & Data Analysis (PSDA)	17	17	6	11	6	17	100.00	35.29
<b>Total</b>	<b>58</b>	<b>56</b>	<b>17</b>	<b>39</b>	<b>17</b>	<b>58</b>	<b>96.55</b>	<b>29.31</b>

Section	Total Question	Attempt Question	Correct Answer	Incorrect Answer	Raw Score	/ Total (Max.)	Attempt Percent	Correct Percent
No Calculator	20	18	8	10	8	20	90.00	40.00
Calculator	38	38	9	29	9	38	100.00	23.68

Answer Type	Total Question	Attempt Question	Correct Answer	Incorrect Answer	Raw Score	/ Total (Max.)	Attempt Percent	Correct Percent
Grid In	13	11	1	10	1	13	84.62	7.69
Multiple Choice	45	45	16	29	16	45	100.00	35.56

Difficulty	Total Question	Attempt Question	Correct Answer	Incorrect Answer	Raw Score	/ Total (Max.)	Attempt Percent	Correct Percent
EASY	21	20	7	13	7	21	95.24	33.33
MEDIUM	20	20	5	15	5	20	100.00	25.00
HARD	17	16	5	11	5	17	94.12	29.41

Answer Breakdown for MATH

Q. No.	Answer		Difficulty	Subject Sub Type	Response Stats (%)		
	Correct	Your			Attempt	Correct	Incorrect
<b>No Calculator</b>							
1	D	+	EASY	Heart of Algebra (HOA)	100.0	20.0	80.0
2	A	+	EASY	Additional Topics in Math (ATM)	100.0	100.0	0.0
3	C	A	EASY	Heart of Algebra (HOA)	100.0	0.0	100.0
4	B	+	EASY	Heart of Algebra (HOA)	100.0	100.0	0.0
5	C	+	EASY	Passport to Advanced Math (PAM)	100.0	100.0	0.0
6	A	B	EASY	Heart of Algebra (HOA)	100.0	0.0	100.0
7	B	D	MEDIUM	Passport to Advanced Math (PAM)	100.0	0.0	100.0
8	C	A	MEDIUM	Passport to Advanced Math (PAM)	100.0	0.0	100.0
9	B	D	MEDIUM	Heart of Algebra (HOA)	100.0	20.0	80.0
10	A	D	MEDIUM	Passport to Advanced Math (PAM)	100.0	0.0	100.0
11	D	+	MEDIUM	Heart of Algebra (HOA)	100.0	20.0	80.0
12	D	C	HARD	Heart of Algebra (HOA)	100.0	0.0	100.0
13	B	+	HARD	Passport to Advanced Math (PAM)	100.0	80.0	20.0
14	A	+	HARD	Passport to Advanced Math (PAM)	100.0	100.0	0.0

## Answer Breakdown for MATH

Q. No.	Answer		Classification		Response Stats (%)		
	Correct	Your	Difficulty	Subject Sub Type	Attempt	Correct	Incorrect
15	D	C	HARD	Passport to Advanced Math (PAM)	100.0	20.0	80.0
16	2		EASY	Passport to Advanced Math (PAM)	0.0	0.0	0.0
17	1600	18	EASY	Additional Topics in Math (ATM)	80.0	0.0	100.0
18	7	+	MEDIUM	Heart of Algebra (HOA)	80.0	100.0	0.0
19	4/5,8	2	MEDIUM	Additional Topics in Math (ATM)	80.0	0.0	100.0
20	100		HARD	Passport to Advanced Math (PAM)	60.0	0.0	100.0
<b>Calculator</b>							
1	B	+	EASY	Problem Solving & Data Analysis (PSDA)	100.0	100.0	0.0
2	C	+	EASY	Problem Solving & Data Analysis (PSDA)	100.0	100.0	0.0
3	D	C	EASY	Additional Topics in Math (ATM)	100.0	0.0	100.0
4	C	B	EASY	Heart of Algebra (HOA)	100.0	0.0	100.0
5	D	B	EASY	Problem Solving & Data Analysis (PSDA)	100.0	0.0	100.0
6	D	A	EASY	Problem Solving & Data Analysis (PSDA)	100.0	0.0	100.0
7	C	A	EASY	Problem Solving & Data Analysis (PSDA)	100.0	0.0	100.0
8	D	+	EASY	Heart of Algebra (HOA)	100.0	100.0	0.0
9	A	B	EASY	Passport to Advanced Math (PAM)	100.0	0.0	100.0
10	B	A	EASY	Heart of Algebra (HOA)	100.0	0.0	100.0
11	A	+	MEDIUM	Heart of Algebra (HOA)	100.0	60.0	40.0
12	C	+	MEDIUM	Problem Solving & Data Analysis (PSDA)	100.0	100.0	0.0
13	C	+	MEDIUM	Problem Solving & Data Analysis (PSDA)	100.0	100.0	0.0
14	C	D	MEDIUM	Problem Solving & Data Analysis (PSDA)	100.0	0.0	100.0
15	A	B	MEDIUM	Heart of Algebra (HOA)	100.0	0.0	100.0
16	C	A	MEDIUM	Heart of Algebra (HOA)	100.0	20.0	80.0
17	B	D	MEDIUM	Problem Solving & Data Analysis (PSDA)	100.0	0.0	100.0
18	A	D	MEDIUM	Heart of Algebra (HOA)	100.0	0.0	100.0
19	B	A	MEDIUM	Heart of Algebra (HOA)	100.0	20.0	80.0
20	D	C	MEDIUM	Problem Solving & Data Analysis (PSDA)	100.0	0.0	100.0
21	C	+	HARD	Problem Solving & Data Analysis (PSDA)	100.0	100.0	0.0
22	B	+	HARD	Problem Solving & Data Analysis (PSDA)	100.0	100.0	0.0
23	B	A	HARD	Problem Solving & Data Analysis (PSDA)	100.0	60.0	40.0
24	A	C	HARD	Additional Topics in Math (ATM)	100.0	0.0	100.0
25	D	C	HARD	Passport to Advanced Math (PAM)	100.0	0.0	100.0
26	B	C	HARD	Problem Solving & Data Analysis (PSDA)	100.0	0.0	100.0
27	C	D	HARD	Problem Solving & Data Analysis (PSDA)	100.0	40.0	60.0
28	C	D	HARD	Heart of Algebra (HOA)	100.0	0.0	100.0
29	D	B	HARD	Passport to Advanced Math (PAM)	100.0	0.0	100.0
30	D	+	HARD	Passport to Advanced Math (PAM)	100.0	80.0	20.0
31	4 6	3382	EASY	Heart of Algebra (HOA)	100.0	40.0	60.0
32	107	17	EASY	Heart of Algebra (HOA)	100.0	20.0	80.0
33	5/8 .625	6177	EASY	Problem Solving & Data Analysis (PSDA)	100.0	20.0	80.0
34	96	372	MEDIUM	Problem Solving & Data Analysis (PSDA)	100.0	40.0	60.0
35	6	4147	MEDIUM	Additional Topics in Math (ATM)	80.0	25.0	75.0
36	3	38	MEDIUM	Passport to Advanced Math (PAM)	80.0	50.0	50.0
37	1.02	194	HARD	Passport to Advanced Math (PAM)	80.0	25.0	75.0
38	6.11	356	HARD	Passport to Advanced Math (PAM)	80.0	50.0	50.0