

# Demo Institution | مؤسسة تجريبية | Institución de demostración

## Test Item Analysis (Expanded)

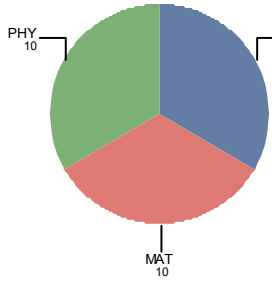
TEST NO. : 1, TEST NAME : Demo Test, TEST DATE : 11-May-17

### Test Statistics

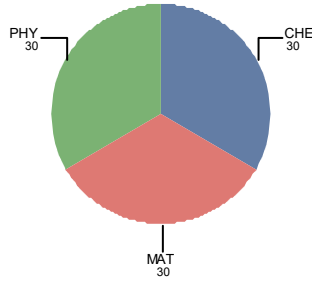
<b>Total Possible Points :</b>	90.00	<b>Median :</b>	0.00	<b>Maximum Score :</b>	31.00	<b>Kuder Richardson :</b>	0.74
<b>Total Students :</b>	10	<b>Mean Score :</b>	0.00	<b>Minimum Score :</b>	-13.00	<b>Cronbach's Alpha :</b>	0.58
<b>Std. Dev. :</b>	0.00	<b>Average Score :</b>	5.40	<b>Range of Scores :</b>	44.00	<b>Ferguson's Delta :</b>	0.89

### Question Distribution

Section wise  
Count of Questions

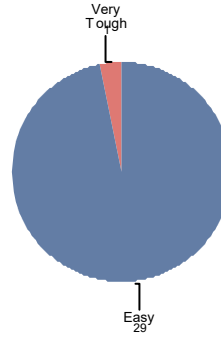


Section wise  
Marks of Questions



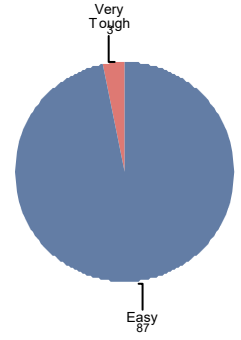
	Count	Marks
CHE	10	30.00
MAT	10	30.00
PHY	10	30.00
<b>Total</b>	<b>30</b>	<b>30.00</b>

Difficulty wise  
Count of Questions



	Count	Marks
Easy	29	87.00
Very Tough	1	3.00
<b>Total</b>	<b>30</b>	<b>90.00</b>

Difficulty wise  
Marks of Questions



### Question Statistics

1 LEVEL: Easy SECTION: MAT TOPIC: POS: 3.00 NEG: 0.00 KEY: D

A	B	Miss
8	1	1
80%	10%	10%

DL : 0 ID : 0 PB : 0

	W	L
Batch 01	0 0%	1 100%
Batch 02	9 100%	0 0%
<b>Total</b>	<b>9 90%</b>	<b>1 10%</b>

2 LEVEL: Easy SECTION: MAT TOPIC: POS: 3.00 NEG: 0.00 KEY: D

B	C	Miss
2	7	1
20%	70%	10%

DL : 0 ID : 0 PB : 0

	W	L
Batch 01	0 0%	1 100%
Batch 02	9 100%	0 0%
<b>Total</b>	<b>9 90%</b>	<b>1 10%</b>

3 LEVEL: Easy SECTION: MAT TOPIC: POS: 3.00 NEG: 0.00 KEY: D

A	B	C	D	Miss
1	5	2	1	1
10%	50%	20%	10%	10%

DL : 0.100 ID : 0 PB : 0.076

	R	W	L
Batch 01	0 0%	0 0%	1 100%
Batch 02	1 11%	8 88%	0 0%
<b>Total</b>	<b>1 10%</b>	<b>8 80%</b>	<b>1 10%</b>

4 LEVEL: Easy SECTION: MAT TOPIC: POS: 3.00 NEG: 0.00 KEY: C

B	C	Miss
4	5	1
40%	50%	10%

DL : 0.500 ID : 1.000 PB : 0.562

	R	W	L
Batch 01	0 0%	0 0%	1 100%
Batch 02	5 55%	4 44%	0 0%
<b>Total</b>	<b>5 50%</b>	<b>4 40%</b>	<b>1 10%</b>

### Test Item Analysis (Expanded)

TEST NO. : 1, TEST NAME : Demo Test, TEST DATE : 11-May-17

5	LEVEL	SECTION	TOPIC	POS	NEG	KEY
	Easy	MAT		3.00	0.00	B
	<b>A</b>	<b>B</b>	<b>C</b>	<b>Miss</b>		
	1	4	4	1		
	10%	40%	40%	10%		

DL : 0.400 ID : 1.000 PB : 0.473

	R	W	L
Batch 01	0 0%	0 0%	1 100%
Batch 02	4 44%	5 55%	0 0%
<b>Total</b>	<b>4 40%</b>	<b>5 50%</b>	<b>1 10%</b>

6	LEVEL	SECTION	TOPIC	POS	NEG	KEY
	Easy	MAT		3.00	0.00	C
	<b>A</b>	<b>C</b>	<b>D</b>	<b>Miss</b>		
	6	2	1	1		
	60%	20%	10%	10%		

DL : 0.200 ID : 0.500 PB : 0.509

	R	W	L
Batch 01	0 0%	0 0%	1 100%
Batch 02	2 22%	7 77%	0 0%
<b>Total</b>	<b>2 20%</b>	<b>7 70%</b>	<b>1 10%</b>

7	LEVEL	SECTION	TOPIC	POS	NEG	KEY
	Easy	MAT		3.00	0.00	D
	<b>B</b>	<b>C</b>	<b>D</b>	<b>Miss</b>		
	7	1	1	1		
	70%	10%	10%	10%		

DL : 0.100 ID : 0.500 PB : 0.749

	R	W	L
Batch 01	0 0%	0 0%	1 100%
Batch 02	1 11%	8 88%	0 0%
<b>Total</b>	<b>1 10%</b>	<b>8 80%</b>	<b>1 10%</b>

8	LEVEL	SECTION	TOPIC	POS	NEG	KEY
	Easy	MAT		3.00	0.00	C
	<b>C</b>	<b>D</b>	<b>Miss</b>			
	8	1	1			
	80%	10%	10%			

DL : 0.800 ID : 0 PB : 0.127

	R	W	L
Batch 01	0 0%	0 0%	1 100%
Batch 02	8 88%	1 11%	0 0%
<b>Total</b>	<b>8 80%</b>	<b>1 10%</b>	<b>1 10%</b>

9	LEVEL	SECTION	TOPIC	POS	NEG	KEY
	Easy	MAT		3.00	0.00	B
	<b>A</b>	<b>B</b>	<b>C</b>	<b>Miss</b>		
	2	6	1	1		
	20%	60%	10%	10%		

DL : 0.600 ID : 1.000 PB : 0.692

	R	W	L
Batch 01	0 0%	0 0%	1 100%
Batch 02	6 66%	3 33%	0 0%
<b>Total</b>	<b>6 60%</b>	<b>3 30%</b>	<b>1 10%</b>

10	LEVEL	SECTION	TOPIC	POS	NEG	KEY
	Easy	MAT		3.00	0.00	D
	<b>A</b>	<b>B</b>	<b>C</b>	<b>Miss</b>		
	1	1	7	1		
	10%	10%	70%	10%		

DL : 0 ID : 0 PB : 0

	W	L
Batch 01	0 0%	1 100%
Batch 02	9 100%	0 0%
<b>Total</b>	<b>9 90%</b>	<b>1 10%</b>

11	LEVEL	SECTION	TOPIC	POS	NEG	KEY
	Easy	PHY		3.00	0.00	A
	<b>A</b>					
	10					
	100%					

DL : 1.000 ID : 0 PB : 0

	R
Batch 01	1 100%
Batch 02	9 100%
<b>Total</b>	<b>10 100%</b>

12	LEVEL	SECTION	TOPIC	POS	NEG	KEY
	Easy	PHY		3.00	0.00	D
	<b>B</b>	<b>C</b>	<b>Miss</b>			
	3	6	1			
	30%	60%	10%			

DL : 0 ID : 0 PB : 0

	W	L
Batch 01	0 0%	1 100%
Batch 02	9 100%	0 0%
<b>Total</b>	<b>9 90%</b>	<b>1 10%</b>

13	LEVEL	SECTION	TOPIC	POS	NEG	KEY
	Easy	PHY		3.00	0.00	C
	<b>B</b>	<b>C</b>	<b>D</b>	<b>Miss</b>		
	5	3	1	1		
	50%	30%	10%	10%		

DL : 0.300 ID : 0.500 PB : 0.552

	R	W	L
Batch 01	0 0%	0 0%	1 100%
Batch 02	3 33%	6 66%	0 0%
<b>Total</b>	<b>3 30%</b>	<b>6 60%</b>	<b>1 10%</b>

### Test Item Analysis (Expanded)

TEST NO. : 1, TEST NAME : Demo Test, TEST DATE : 11-May-17

14	LEVEL	SECTION	TOPIC	POS	NEG	KEY
	Easy	PHY		3.00	0.00	B
	<b>B</b>	<b>C</b>	<b>D</b>	<b>Miss</b>		
	4	4	1	1		
	40%	40%	10%	10%		

DL : 0.400 ID : 0 PB : 0.204

	R	W	L
Batch 01	0 0%	0 0%	1 100%
Batch 02	4 44%	5 55%	0 0%
<b>Total</b>	<b>4 40%</b>	<b>5 50%</b>	<b>1 10%</b>

15	LEVEL	SECTION	TOPIC	POS	NEG	KEY
	Easy	PHY		3.00	0.00	C
	<b>A</b>	<b>B</b>	<b>C</b>	<b>Miss</b>		
	2	5	2	1		
	20%	50%	20%	10%		

DL : 0.200 ID : 0.500 PB : 0.509

	R	W	L
Batch 01	0 0%	0 0%	1 100%
Batch 02	2 22%	7 77%	0 0%
<b>Total</b>	<b>2 20%</b>	<b>7 70%</b>	<b>1 10%</b>

16	LEVEL	SECTION	TOPIC	POS	NEG	KEY
	Easy	PHY		3.00	0.00	D
	<b>A</b>	<b>B</b>	<b>C</b>	<b>Miss</b>		
	7	1	1	1		
	70%	10%	10%	10%		

DL : 0 ID : 0 PB : 0

	W	L
Batch 01	0 0%	1 100%
Batch 02	9 100%	0 0%
<b>Total</b>	<b>9 90%</b>	<b>1 10%</b>

17	LEVEL	SECTION	TOPIC	POS	NEG	KEY
	Easy	PHY		3.00	0.00	A
	<b>B</b>	<b>C</b>	<b>Miss</b>			
	5	4	1			
	50%	40%	10%			

DL : 0 ID : 0 PB : 0

	W	L
Batch 01	0 0%	1 100%
Batch 02	9 100%	0 0%
<b>Total</b>	<b>9 90%</b>	<b>1 10%</b>

18	LEVEL	SECTION	TOPIC	POS	NEG	KEY
	Easy	PHY		3.00	0.00	D
	<b>B</b>	<b>C</b>	<b>D</b>	<b>Miss</b>		
	5	3	1	1		
	50%	30%	10%	10%		

DL : 0.100 ID : 0 PB : 0.164

	R	W	L
Batch 01	0 0%	0 0%	1 100%
Batch 02	1 11%	8 88%	0 0%
<b>Total</b>	<b>1 10%</b>	<b>8 80%</b>	<b>1 10%</b>

19	LEVEL	SECTION	TOPIC	POS	NEG	KEY
	Easy	PHY		3.00	0.00	C
	<b>A</b>	<b>B</b>	<b>C</b>	<b>Miss</b>		
	1	4	4	1		
	10%	40%	40%	10%		

DL : 0.400 ID : 1.000 PB : 0.545

	R	W	L
Batch 01	0 0%	0 0%	1 100%
Batch 02	4 44%	5 55%	0 0%
<b>Total</b>	<b>4 40%</b>	<b>5 50%</b>	<b>1 10%</b>

20	LEVEL	SECTION	TOPIC	POS	NEG	KEY
	Easy	PHY		3.00	0.00	B
	<b>A</b>	<b>B</b>	<b>C</b>	<b>Miss</b>		
	1	7	1	1		
	10%	70%	10%	10%		

DL : 0.700 ID : 0 PB : -0.073

	R	W	L
Batch 01	0 0%	0 0%	1 100%
Batch 02	7 77%	2 22%	0 0%
<b>Total</b>	<b>7 70%</b>	<b>2 20%</b>	<b>1 10%</b>

21	LEVEL	SECTION	TOPIC	POS	NEG	KEY
	Easy	CHE		3.00	0.00	A
	<b>A</b>	<b>C</b>	<b>D</b>	<b>Miss</b>		
	5	1	3	1		
	50%	10%	30%	10%		

DL : 0.500 ID : 0 PB : 0.211

	R	W	L
Batch 01	0 0%	0 0%	1 100%
Batch 02	5 55%	4 44%	0 0%
<b>Total</b>	<b>5 50%</b>	<b>4 40%</b>	<b>1 10%</b>

22	LEVEL	SECTION	TOPIC	POS	NEG	KEY
	Easy	CHE		3.00	0.00	D
	<b>A</b>	<b>B</b>	<b>C</b>			
	2	3	5			
	20%	30%	50%			

DL : 0 ID : 0 PB : 0

	W
Batch 01	1 100%
Batch 02	9 100%
<b>Total</b>	<b>10 100%</b>

Test Item Analysis (Expanded)

TEST NO. : 1, TEST NAME : Demo Test, TEST DATE : 11-May-17

23	LEVEL	SECTION	TOPIC	POS	NEG	KEY
	Easy	CHE		3.00	0.00	C

A	B	C	D	Miss
1	4	3	1	1
10%	40%	30%	10%	10%

DL : 0.300 ID : 0 PB : -0.195

	R	W	L
Batch 01	0 0%	0 0%	1 100%
Batch 02	3 33%	6 66%	0 0%
<b>Total</b>	<b>3 30%</b>	<b>6 60%</b>	<b>1 10%</b>

24	LEVEL	SECTION	TOPIC	POS	NEG	KEY
	Very Tough	CHE		3.00	0.00	D

Miss
10
100%

DL : 0 ID : 0 PB : 0

	L
Batch 01	1 100%
Batch 02	9 100%
<b>Total</b>	<b>10 100%</b>

25	LEVEL	SECTION	TOPIC	POS	NEG	KEY
	Easy	CHE		3.00	0.00	D

A	B	C	D	Miss
1	5	2	1	1
10%	50%	20%	10%	10%

DL : 0.100 ID : 0 PB : 0.076

	R	W	L
Batch 01	0 0%	0 0%	1 100%
Batch 02	1 11%	8 88%	0 0%
<b>Total</b>	<b>1 10%</b>	<b>8 80%</b>	<b>1 10%</b>

26	LEVEL	SECTION	TOPIC	POS	NEG	KEY
	Easy	CHE		3.00	0.00	D

A	B	D	Miss
4	2	2	2
40%	20%	20%	20%

DL : 0.200 ID : 1.000 PB : 0.685

	R	W	L
Batch 01	0 0%	0 0%	1 100%
Batch 02	2 22%	6 66%	1 11%
<b>Total</b>	<b>2 20%</b>	<b>6 60%</b>	<b>2 20%</b>

27	LEVEL	SECTION	TOPIC	POS	NEG	KEY
	Easy	CHE		3.00	0.00	C

A	B	C	Miss
2	3	3	2
20%	30%	30%	20%

DL : 0.300 ID : 0.500 PB : 0.629

	R	W	L
Batch 01	0 0%	0 0%	1 100%
Batch 02	3 33%	5 55%	1 11%
<b>Total</b>	<b>3 30%</b>	<b>5 50%</b>	<b>2 20%</b>

28	LEVEL	SECTION	TOPIC	POS	NEG	KEY
	Easy	CHE		3.00	0.00	B

B	C	D	Miss
3	4	1	2
30%	40%	10%	20%

DL : 0.300 ID : 0.500 PB : 0.629

	R	W	L
Batch 01	0 0%	0 0%	1 100%
Batch 02	3 33%	5 55%	1 11%
<b>Total</b>	<b>3 30%</b>	<b>5 50%</b>	<b>2 20%</b>

29	LEVEL	SECTION	TOPIC	POS	NEG	KEY
	Easy	CHE		3.00	0.00	C

A	B	C	Miss
1	5	2	2
10%	50%	20%	20%

DL : 0.200 ID : -0.500 PB : -0.281

	R	W	L
Batch 01	0 0%	0 0%	1 100%
Batch 02	2 22%	6 66%	1 11%
<b>Total</b>	<b>2 20%</b>	<b>6 60%</b>	<b>2 20%</b>

30	LEVEL	SECTION	TOPIC	POS	NEG	KEY
	Easy	CHE		3.00	0.00	D

B	C	D	Miss
3	4	1	2
30%	40%	10%	20%

DL : 0.100 ID : 0.500 PB : 0.164

	R	W	L
Batch 01	0 0%	0 0%	1 100%
Batch 02	1 11%	7 77%	1 11%
<b>Total</b>	<b>1 10%</b>	<b>7 70%</b>	<b>2 20%</b>